

Furnace Slag Tracking System

AGELLIS EMLI FT

EMLI FT

Tracks Foaming Slag Levels during Blowing, Arcing & Under Vacuum

Provides measurements to improve process control, optimize blow and arc, control slopping, increase productivity and safety while reducing maintenance.

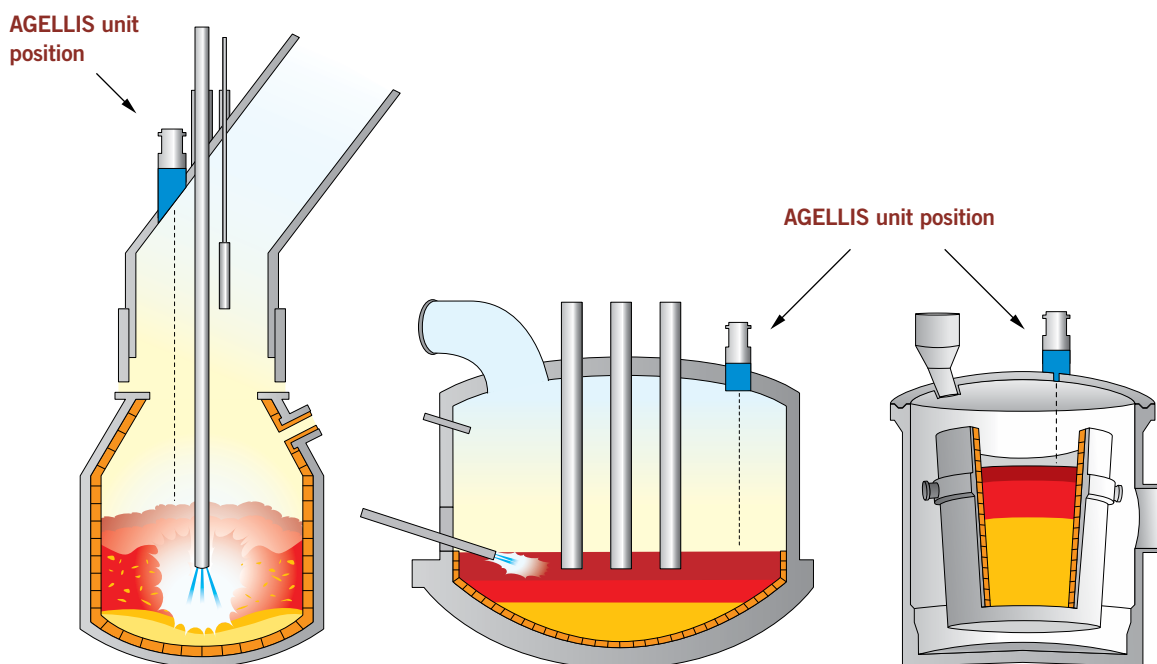
System Capabilities

The Agellis EMLI FT system is specifically designed to track extremely fast moving surfaces so as to provide vital information to control the process and ascertain optimum melting, charging and addition conditions.

The system works well in all kinds of industrial environment and can handle furnace conditions.

A plunger unit is available to keep access port clear where splashing/skulling is severe.

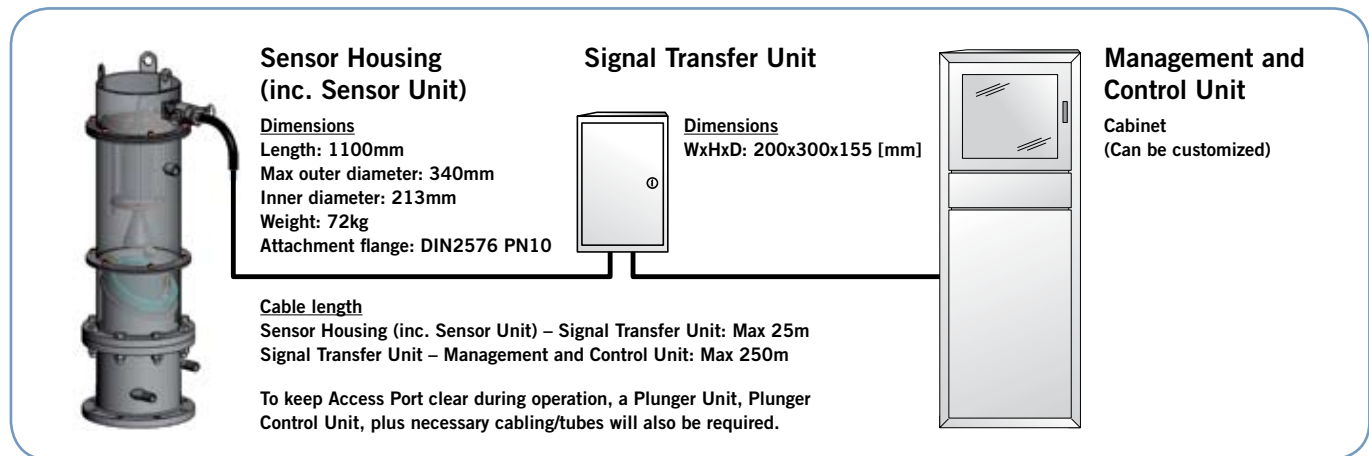
The system can be customized to fit your needs with several different options for measurement display. As well as tracking foaming slag, the system can measure hot heel and fill level.



Technical Information

AGELLIS EMLI FT

System Overview



Technical Information

Power Supply: 90 - 230 VAC 50/60 Hz max 500 W
Microwave power: < 50 μ W
Measuring range: 0,5 – 20 m
Mounting specification: Designed to withstand the industrial environment in an EAF

Cooling: Air or Nitrogen and Water cooling
Sampling frequency: 20Hz - 40Hz
Measuring Time: 1msec - 10msec

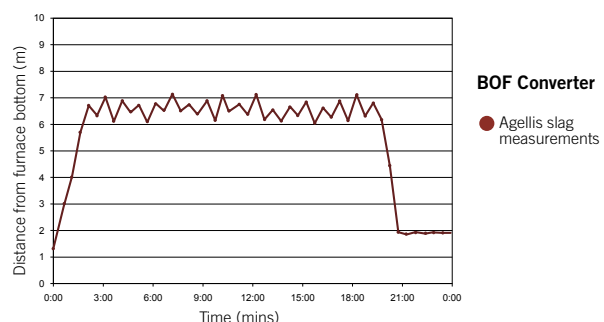
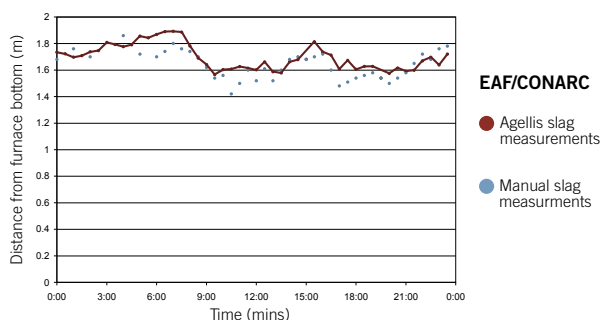
How Measurements Are Made

The EMLI FT Sensor Unit is adapted to fit to the different location points for the measurement application being undertaken. Mounted vertically on BOF Converter Fume Hoods, EAF Roof Panels, CONARC Roof Panels, Vacuum Degasser Lids etc. in such a way as to be able to obtain continuous measurement of the surfaces below, the EMLI FT utilizes special polarizing microwave techniques to sample data in real time.

The sensor unit takes multiple measurements per second, constantly monitoring the surface movement and the level of

the slag/metal foaming. This information can be used to monitor and adjust important furnace/degasser parameters such as rate of blow or arc, lance position, vacuum pressure etc. thus assisting in the control of slopping, additions and processing time.

The charts show slag tracking trends in BOF converters and EAF vessels. Manual cross check measurements are only possible in the EAF process.



Agellis follows a policy of continual improvement of design and we must therefore reserve the right to supply equipment differing in detail from that described herein.

AGELLIS Group AB
 Magistratsvägen 10
 226 43 Lund
 Sweden

Phone:+46 (0)46-10 13 60
 Fax:+46 (0)46-10 13 61
 Email:info@agellis.com
 www.agellis.com

Your local representative:

For Additional Information Contact:
Metal Products and Engineering
 447 South Sullivan Street
 Hobart, Indiana 46342
 219-942-2050

www.mpe.us.com